

Pfizer Covid-19 Vaccine increases Children's risk of Death by 5100% according to the Office for National Statistics

By [The Exposé](#) on [February 7, 2022](#) • ([58 Comments](#))

There is a massive difference in death rates among children vaccinated against Covid-19 and their unvaccinated counterparts in England and Wales according to official data published by the Office for National Statistics which shows fully vaccinated children's risk of death due to any cause increases by 5,100%.

Back on 20th Dec 21, the Office for National Statistics (ONS) published a dataset containing details on ['deaths by vaccination status in England'](#) between 1st Jan and 31st Oct 21.

The ONS tabulated their "monthly age-standardised mortality rates by age-group and vaccination status for deaths per 100,000 person-years," but presented only the data for individuals ages 18 and over.

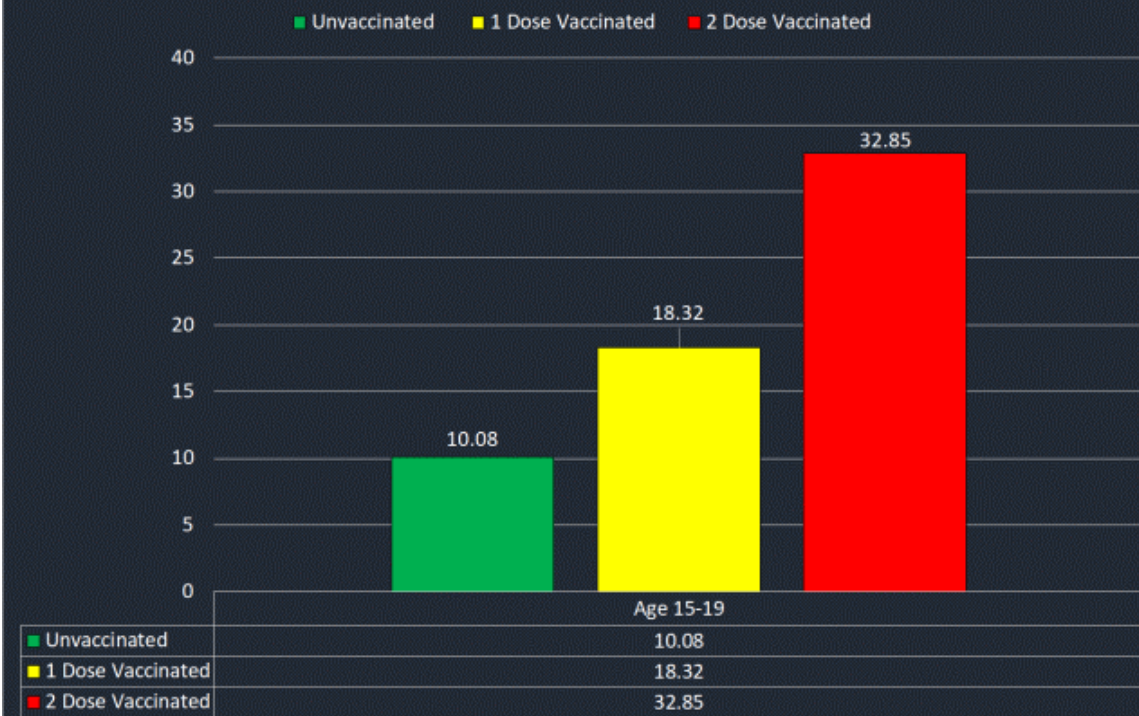
Month	Age-group	Vaccination status	Number of deaths	Person-years	Age-standardised
					mortality rate per 100,000 person-years
May	18-39	Unvaccinated	153	651,561	25.6
May	18-39	Within 21 days of first dose	4	53,775	8.1 u
May	18-39	21 days or more after first dose	79	114,200	65.6
May	18-39	Within 21 days of second dose	26	50,840	47.0
May	18-39	21 days or more after second dose	44	79,515	55.2
May	40-49	Unvaccinated	213	109,872	221.0
May	40-49	Within 21 days of first dose	29	82,454	37.9
May	40-49	21 days or more after first dose	247	169,064	145.0
May	40-49	Within 21 days of second dose	55	46,398	114.4
May	40-49	21 days or more after second dose	100	60,846	164.0
May	50-59	Unvaccinated	350	49,609	717.2
May	50-59	Within 21 days of first dose	12	3,925	273.1 u
May	50-59	21 days or more after first dose	817	294,958	275.7
May	50-59	Within 21 days of second dose	205	104,827	190.7
May	50-59	21 days or more after second dose	378	92,554	399.9

The vaccinations, on the other hand, are available to children as young as 12, who were allowed to receive the injection against their parents' wishes. In some cases, children as young as five have been given a reduced dosage of the vaccines.

However, on table 9 of the ['Deaths by Vaccination Status'](#) dataset, the ONS have inadvertently provided enough details on deaths among children and teenagers by vaccination status for us to calculate the mortality rates ourselves.

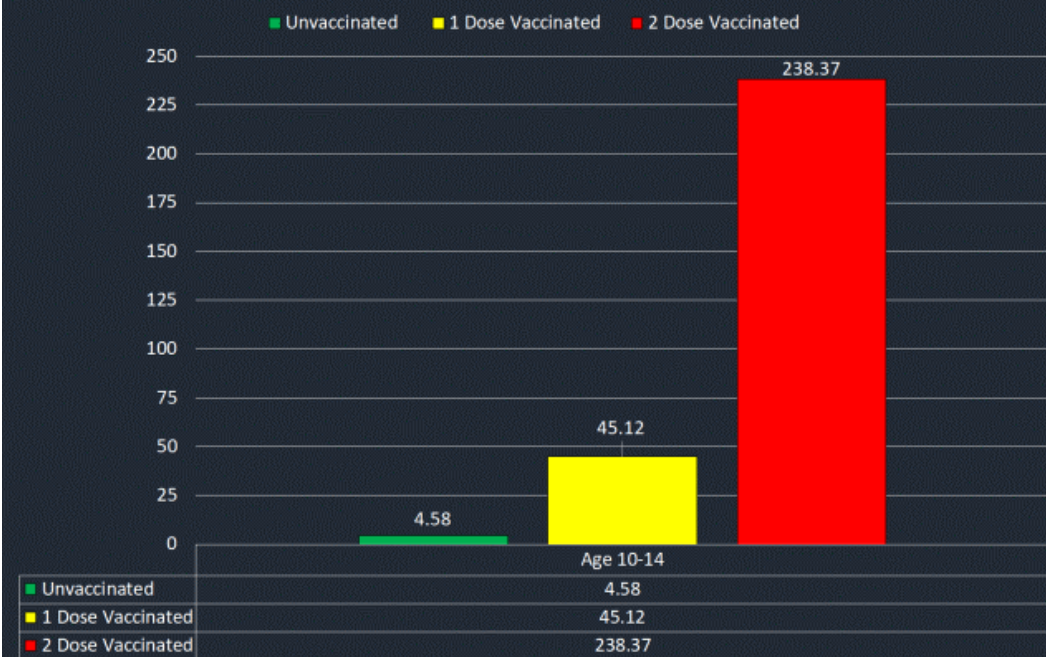
The data showed a massive increase in deaths among single-vaccinated and double-vaccinated children compared to their unvaccinated counterparts. For children aged 15 to 19, the risk of death increases by 82% following the first shot, and a shocking 226% following the second shot.

Age-standardised mortality rates by Vaccination Status, per 100,000 person-years, England, Age 15-19, deaths occurring between 1 January 2021 & 31 October 2021
 Source - Office for National Statistics, Deaths by vaccination status Dataset, England



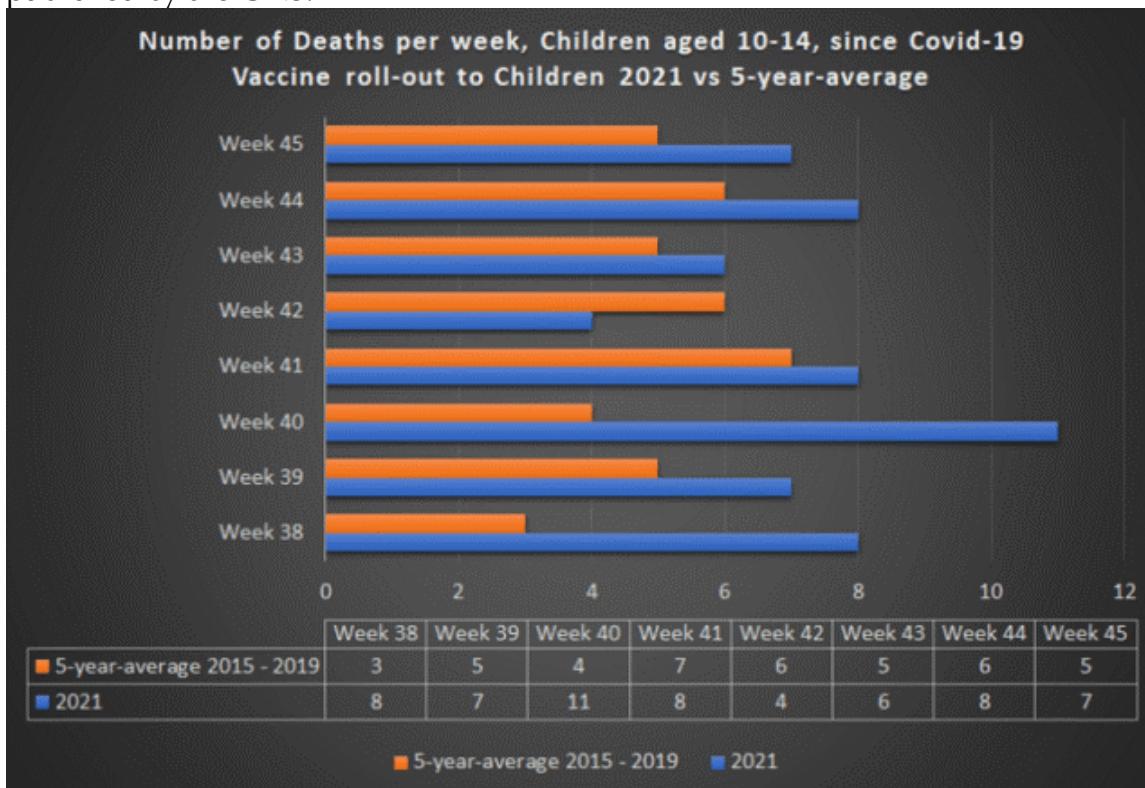
But things are much worse for 10 to 14-year-olds. The risk of dying increases by a mind-blowing 885% following the first shot, and then an earth shattering 5105% following the second dose.

Age-standardised mortality rates by Vaccination Status, per 100,000 person-years, England, Age 10-14, deaths occurring between 1 January 2021 & 31 October 2021
 Source - Office for National Statistics, Deaths by vaccination status Dataset, England



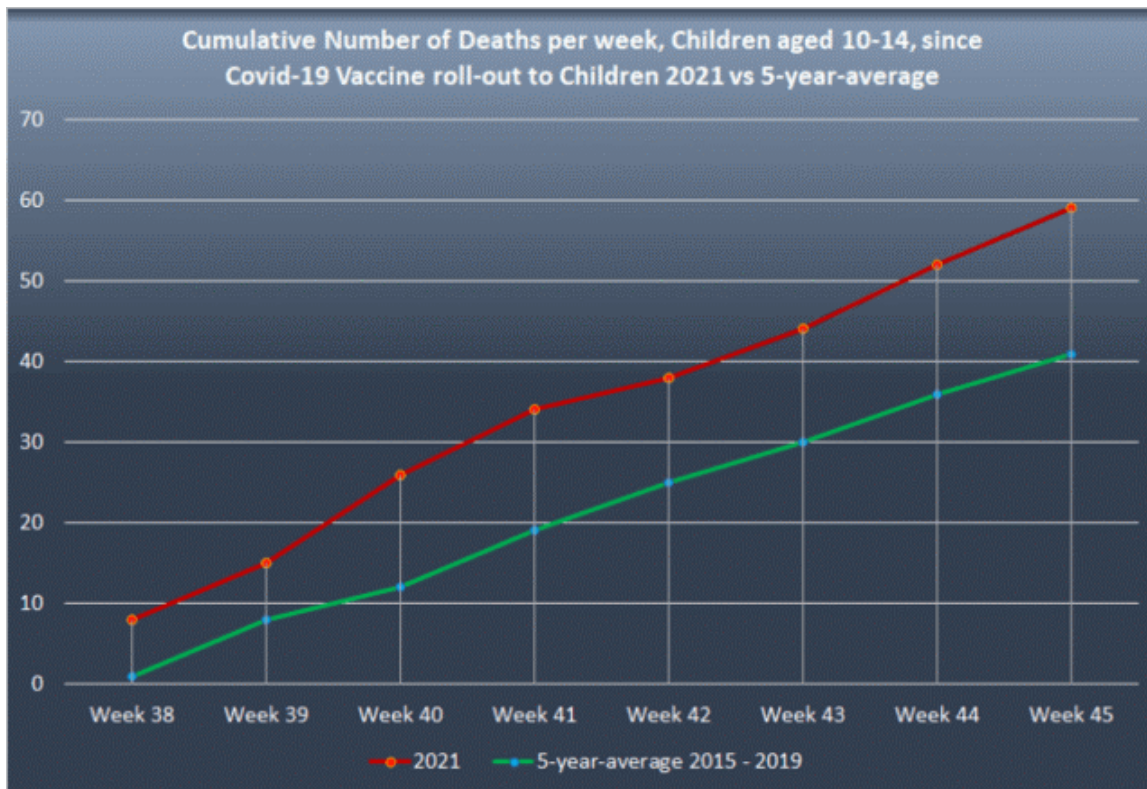
This means that children between 10 and 14, who had at least one shot of the Covid-19 vaccine, were 10 times more likely to die between January and October 2021, while children who had the second dose were 52 times more likely to die.

We also see this reflected in the [figures for deaths among the age group](#) which were also published by the ONS.



[Source](#)

Deaths among children aged 10 to 14 had risen by 44 percent between 20th Sep (*the first week following the roll-out of the vaccine to all in this age group*) and 14th Nov 2021 compared to the five-year average between 2015 and 2019.



Risks clearly outweigh benefits of COVID vaccine among children

The Joint Committee on Vaccination and Immunisation (JCVI), an independent adviser to the U.K. government on the immunisation program, determined last year that the available evidence indicates that the individual health benefits from COVID-19 vaccination are small in children aged 12 to 15 years.

They also noted that any benefit granted by the shots is only “marginally greater” than other potential known harms. They also acknowledged that there is “considerable uncertainty regarding the magnitude of the potential harms.”

Due to the uncertainty of the risks involved with the Covid-19 injections, the JCVI considered the benefits too small to support advice on a universal program for vaccination of otherwise healthy 12- to 15-year-old children.

The still ongoing Covid-19 vaccine trials also never produced evidence that the vaccines prevent infection and transmission or reduce hospitalisations. Their measurement of success is in preventing severe symptoms of the virus, with strong evidence that the “vaccinated” can just as likely transmit the virus to others.

Dr Mike Yeadon warned in early 2021 that children are [50 times more likely to get killed by the vaccine](#) than by the virus itself.

The former vice president and chief scientist for allergy and respiratory at Pfizer, stressed that the vaccines used against Covid-19 have not been sufficiently tested and that they shouldn't have received emergency use authorisation when there are safe and effective medicines available for COVID-19.



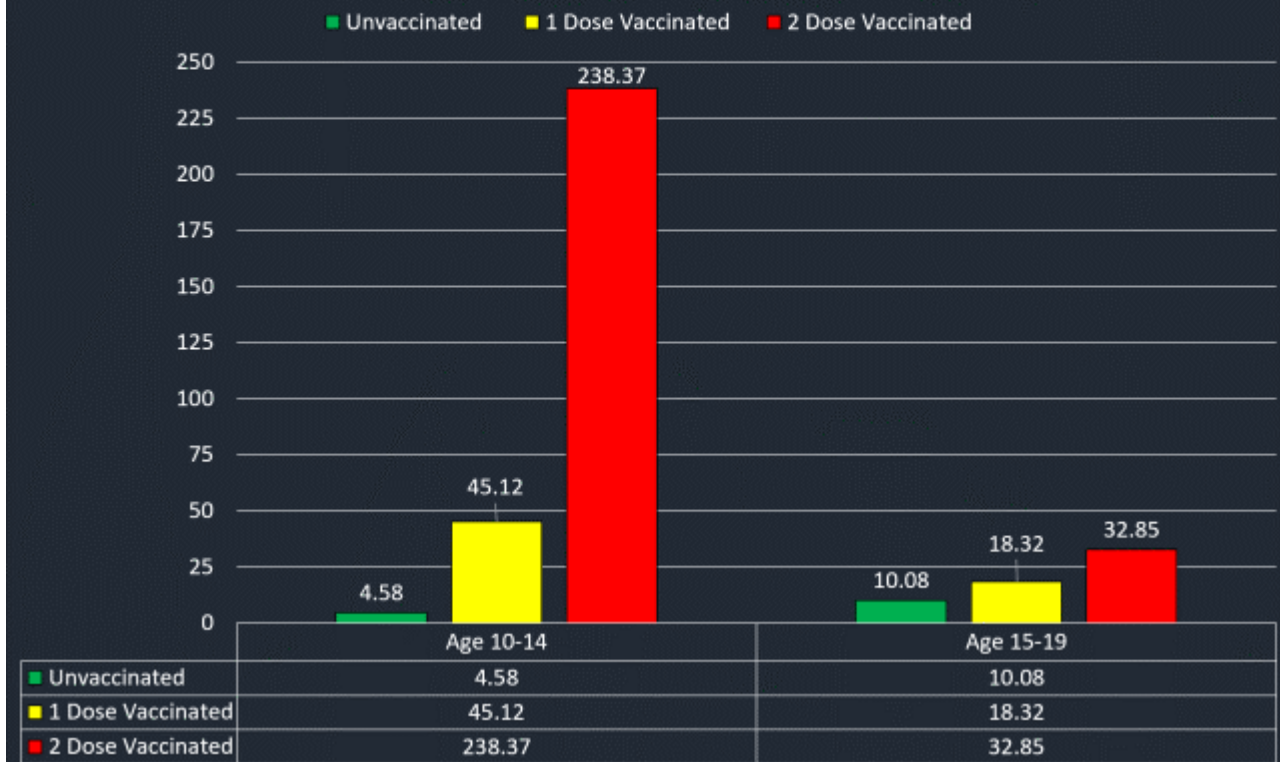
Yeadon explained that the mRNA gene technology used in Pfizer's COVID-19 vaccine to trigger the body to create viral spike proteins is a "fundamental problem" that scientists and researchers have known about for years. According to Yeadon, those spike proteins can lead to blood clots and other health problems.

Yeadon also said that young people are not susceptible to Covid-19, and "it's a crazy thing to vaccinate them with something that is actually 50 times more likely to kill them than the virus itself."

With official ONS data now showing children are 52 times more likely to die than unvaccinated children, it looks like Dr Mike Yeadon underestimated the true damage these experimental Covid-19 injections were about to cause.

Age-standardised mortality rates by Vaccination Status, per 100,000 person-years,
England, Age 10-14 and Age 15-19, deaths occurring between
1 January 2021 and 31 October 2021

Source - Office for National Statistics, Deaths by vaccination status Dataset, England

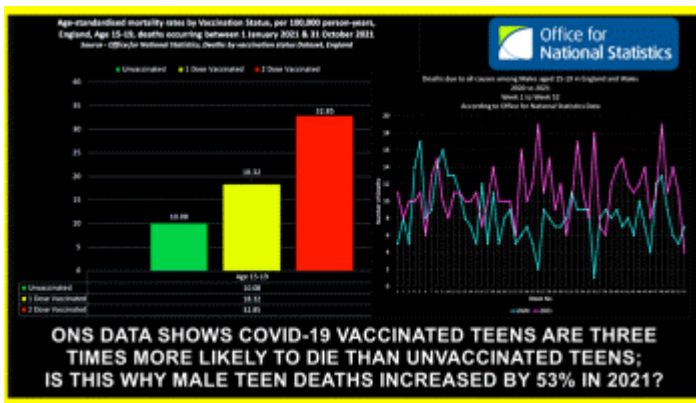


We've been censored so please share this article:

- [Click to share on Twitter \(Opens in new window\)](#)
- [Click to share on Facebook \(Opens in new window\)](#)
- [Click to share on Telegram \(Opens in new window\)](#)
- [Click to share on WhatsApp \(Opens in new window\)](#)
- [Click to share on Reddit \(Opens in new window\)](#)
- [Click to email this to a friend \(Opens in new window\)](#)
- [More](#)
-

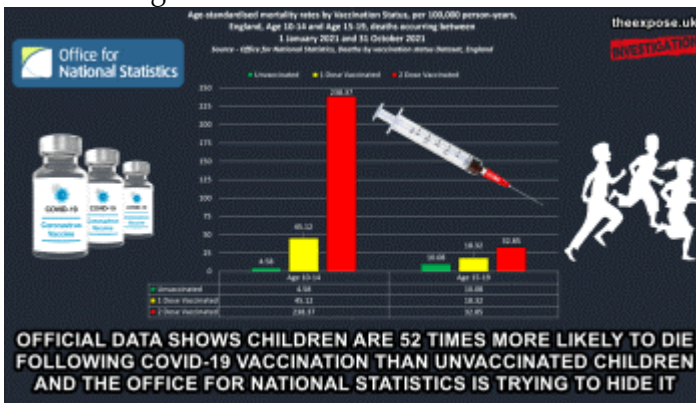
Like this:

Related



[ONS data shows Covid-19 Vaccinated Teens are 3 times more likely to die than Unvaccinated Teens; is this why male Teen Deaths increased by 53% in 2021?](#)

February 1, 2022
In "Breaking News"



[Official Data shows Children are up to 52 times more likely to die following Covid-19 Vaccination than Unvaccinated Children & the ONS is trying to hide it](#)

January 29, 2022

In "Breaking News" [THE UK HAS FALLEN – 85% of Covid-19 deaths are among the Vaccinated, Child deaths have risen by 83% since they were offered the jab, the Covid-19 Vaccines have negative effectiveness as low as -132%](#)

November 3, 2021

In "Breaking News"

Categories: [Latest News](#)

Post navigation

[Could a molecule found in broccoli help the brain repair spike protein damage?](#)

[A whistle-blower who was tortured in a Chinese prison for exposing Amazon's horrific slave labour operations asks for an apology](#)

58 Comments

Dianne Brabham

13 days ago

Can you add the link to the ons data.

1

Reply

Reply to [Dianne Brabham](#)

13 days ago

I am making a good salary from home \$1300-\$2600/week , which is amazing, under a year back I was jobless in a horrible economy. I thank God every day I was blessed with these instructions and ADq now it's my duty to pay it forward and share it with Everyone,

Here is what I do.... <http://Www.Self25.com>

Last edited 13 days ago by FannieZebrowski

-10

Reply to [Dianne Brabham](#)

12 days ago

Without link to the source this article cannot be trusted, please add the link

Cray

Reply to [Dianne Brabham](#)

2 days ago

The ONS data is linked several times in the article.. click the blue underlined writing goes to gov ONS site.. the data is in table 9 of the spreadsheet ending Oct 31st

Please see my other comments for breakdown of data

13 days ago

[...] <https://dailyexpose.uk/2022/02/07/covid-vaccinated-children-5100-percent-more-likely-to-die/> [...]

13 days ago

As per the JCVI recommendation the UK are not giving vaccinations to most under 16 year olds.

So it looks as though the children who have received the vaccine are those more at risk due to COVID infections, i.e. because they have a significant existing health condition.

That is likely to explain the higher rate of deaths in the vaccinated group, isn't it?

Reply to [Mark](#)

13 days ago

How would that explain the 5years average compared to the elevated death? whether they were already ill or not, doesn't matter because they clearly died in bigger numbers since the vax.

Sandy

Reply to [GundelP](#)

12 days ago

I gotta say I can't explain the 5 year average figures. Mostly because I can't understand how a 5 year average changes week to week. I tried to look at the source data but the article only references the same website. Not exactly confidence building in the objectivity of it.

Sandy

Reply to [Mark](#)

12 days ago

You are correct. In fact there is a note on the original data mentioning the high mortality rates are a result of vaccinations commencing in youth with the highest mortality risk.

This article's interpretation is like saying more people die in hospital than anywhere else therefore it's best not to take someone dying to hospital.

Could we please not spread false information? It causes the valid objections to vaccination to get lost in the noise.

Reply to [Sandy](#)

8 days ago

I agree with you. In fact, I can't see where in the hell they are getting their "conclusions" from the data. I downloaded the datasheet from the site and looked at it carefully. All I see is that all of the UNvaxd numbers are far greater, in every instance, than ANY vaccinated regardless of age. Where are they getting these charts from? They say they got it from the data, well, then they MUST SHOW me exactly how they calculated it and WHERE in the datasheet these data are!!!!!! If they can't do that then this is bullshit! I have a son who won't let me see my grandson because I won't get the job but I can't present him with THIS information. It's indiscernible and unauthentic and my son will never accept this as "proof" of anything, and he would be right in THIS case! There are many reasons to not take that job, no matter what age we are, but these charts, "so-called" seem to be bogus to me. PROVE ME WRONG. I want to be wrong here so I can prove to my son that he should NOT be giving that job to the kids!!

John the Revelator

Reply to [Tom](#)

4 days ago

I actually just spent 2 hours going through the data and trying to calculate the age-standardized mortality rates for those groups and I don't get anything even remotely near what they have on their graphs. I am fairly certain they used the wrong data table to calculate those mortality rates.

Cray

Reply to [Tom](#)

2 days ago

I'm a statistician and I can help. As described, go to table 9 on the ONS spreadsheet for up to 31st October which is still available for download from the link in this article.

You will see for 0-14 age group unvaccinated there are 96 deaths and 2,094,711 person-years. Then under 2 dose vaccinated (at least 21 days), 10-14 age group there are 4 deaths for only 1678 person-years.

To calculate deaths per person-year:

Double dose jabbed: $4/1678 = 0.00238..$

Unvaccinated: $96/2094711 = 0.000458..$

$0.00238.. / 0.000458.. = 52.014..$

I used the accurate numbers, the '..' is to save space.

This article is 100% accurate, the ONS data DOES describe the likelihood of death for double dose vaccinated 10-14 year olds being 52x greater than unvaccinated.

From what I've read on this site, the writers and editors of this newspaper are extremely thorough and excellent at dissecting statistics. It looks to me as though they have a fellow statistician or mathematician on board.

Please trust the writers or get somebody in the field to dissect the data if you wish to verify.

ONS have recently made it rather difficult for a layman to understand the data. In point of fact, they are intentionally obscuring the extremely concerning amount of deaths and disabilities following covid-19 'vaccination'

The clear manipulation of conclusions made by legacy media is a disgrace. The obscuration of important data is a disgrace too. They're taking the public for idiots and we should all feel insulted by headlines like '80% of covid patients unvaccinated' etc..

Please, please warn anybody who has children of the dangers and trust the analysis put out by dailyexpose. This is the only site I know of in Britain giving you the honest statistical picture.

I hope for all of our sakes that dailyexpose keep up the good work and do not get derailed by commentators who don't understand statistical analysis or even the data itself. Although perhaps they should have put the calculation in the article, as they have done with others.

With love!